

TYC™

CABIN AIR FILTER

- ▶ Cleaner Air for Passengers
- ▶ Enhanced HVAC Performance
- ▶ Easy Installation, Perfect Fit

TYC #: 800079P


Estimated Time : 25 min.

Replacement for OEM
80290-S0X-A01


01-06 Acura MDX
99-04 Honda Odyssey
03-07 Honda Pilot




1. The filter is located behind the glove compartment. Unscrew the 2 screws at the bottom of the glove box cover to loosen the it. Remove glove box and set it aside.



3. The filter access door is now accessible. Pull on the top and bottom tabs to release door. Remove door and set it aside.



2. Cut the plastic cover along the dotted lines shown and remove it. Dispose off plastic cover, it is no longer needed. This exposes the metal cross bar under it. Locate and remove 2 additional bolts securing bar. Remove and set it aside.



3. Grab onto handle and slide out old filter. Replace with new TYC filter, ensuring that Air Flow arrow is pointing to the driver's side.

4. Reinstall in reverse order.